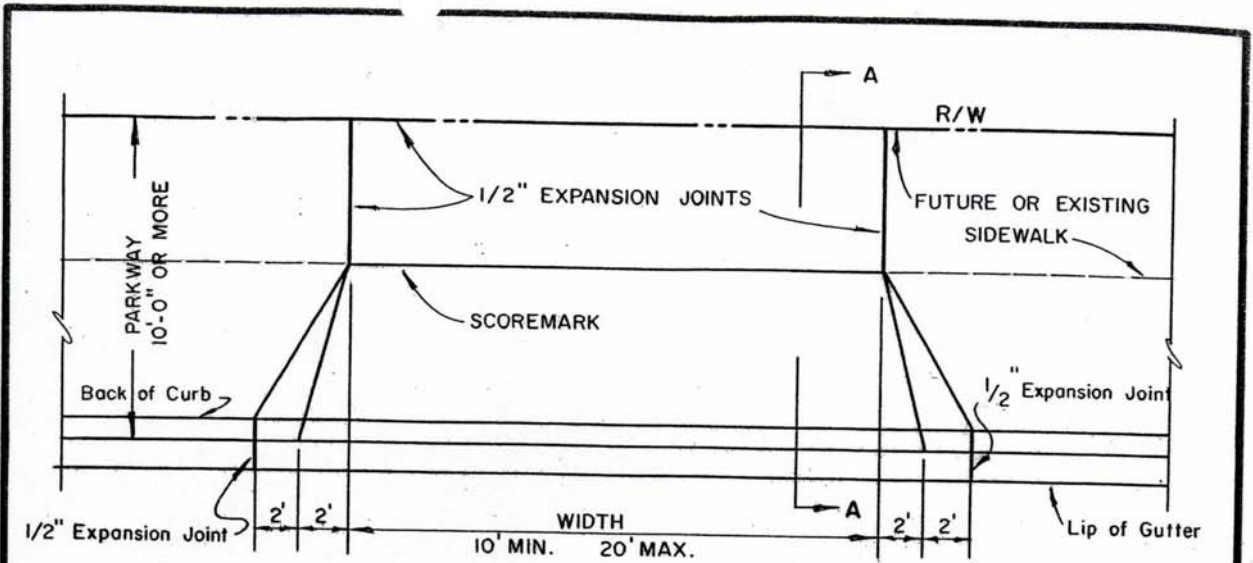
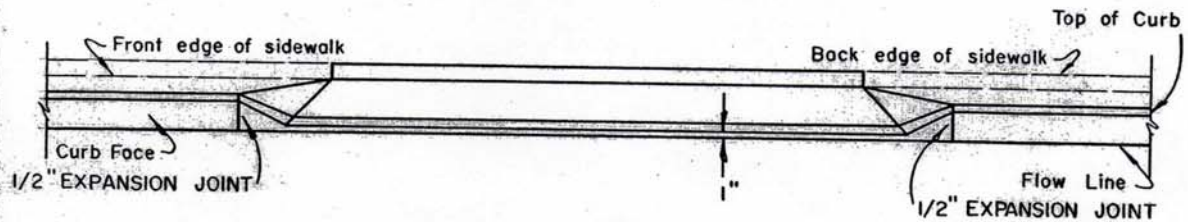


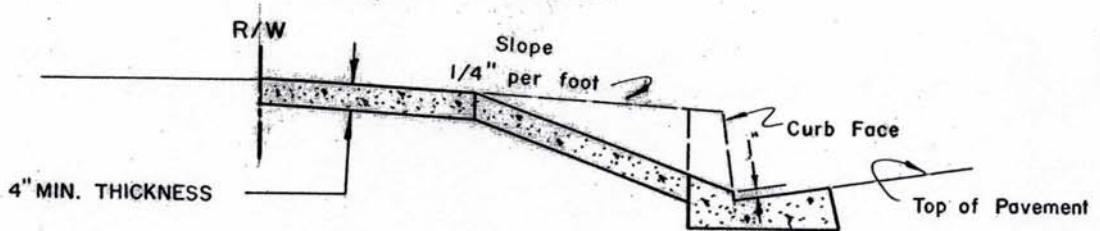
RESIDENTIAL DRIVE WAY OR PARKWAY 10' OR MORE



PLAN VIEW



FRONT VIEW



SECTION A-A

NOTES:

1. FOR FINISHING, REPAIRING, REPLACEMENT, SCOREMARKS, AND CURING, SEE STANDARD SPECIFICATIONS FOR PUBLIC WORKS CONSTRUCTION.
2. DRIVEWAY MAY BE CONSTRUCTED 6" FROM PROPERTY LINE, PER PLANS OR AS SPECIFIED.

CITY OF DOWNEY - DEPT. OF PUBLIC WORKS - ENGINEERING DIVISION

RESIDENTIAL DRIVEWAY
PARKWAY 10'-0" OR MORE

DES. BY: TRAFFIC	11-71	VERT. SCALE None
DWG. BY: R.L.H.	12-71	HORZ. SCALE None
CK. BY: <i>[Signature]</i>		SHEET 1 OF 1 SHEETS
APP. BY: <i>[Signature]</i>	1-72	DWG. No. 19
CITY ENGINEER	DATE	