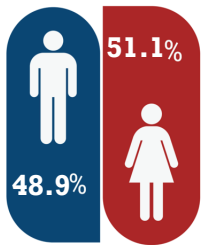


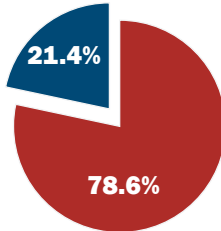
DOWNEY POPULATION 113,407

Median Age 34.3 years old



TYPE OF HOUSEHOLDS

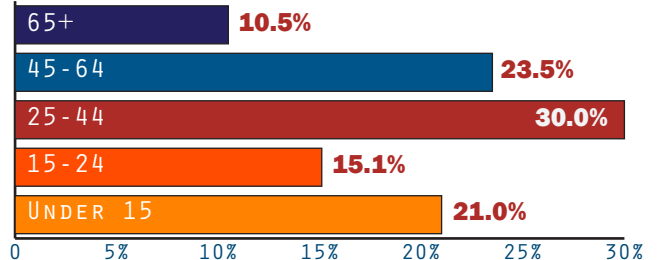
NON-FAMILY HOUSEHOLDS



Total Households: 32,738

FAMILY HOUSEHOLDS

AGE DISTRIBUTION

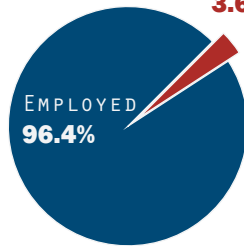


EMPLOYMENT & ECONOMY

EMPLOYMENT

POPULATION 16 AND OLDER: 88,241

UNEMPLOYED 3.6%



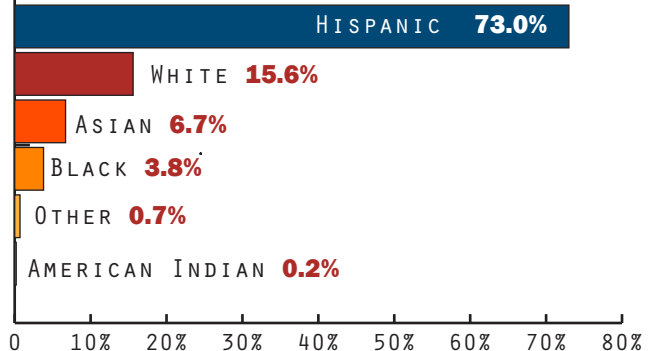
Source: Economic Development Department May 2017

Median Household Income \$62,897

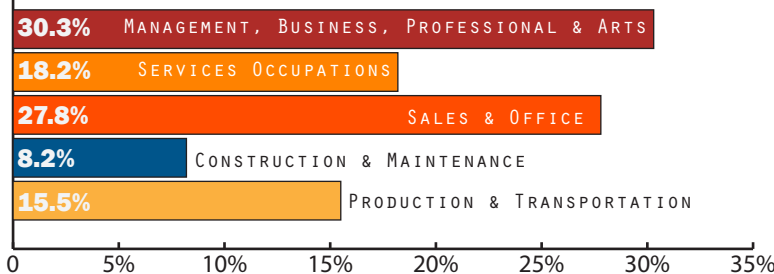


Source: American Fact Finder May 2016

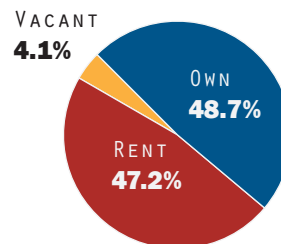
BY ETHNICITY



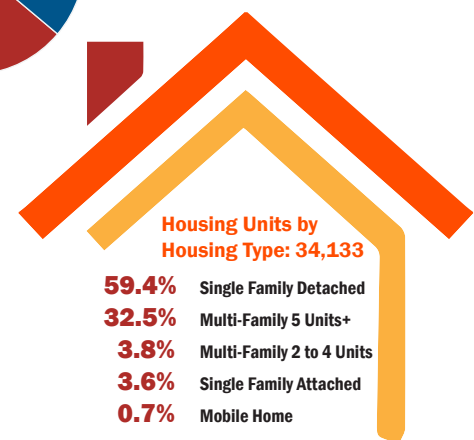
OCCUPATION



HOUSING



Median Existing Home Sales Price \$522,000
No Change from Last Year



LARGEST EMPLOYERS

Employer	Number of Employees	Percent of Total Employment
Kaiser Permanente	4,500	8.2%
Downey Unified School District	2,450	4.5%
Stonewood Shopping Center	1,765	3.2%
Office of Education, County of Los Angeles	1,685	3.1%
Rancho Los Amigos Medical Center	1,410	2.6%
PIH Health	1,100	2.0%
City of Downey	833	1.5%
Coca Cola Bottling Company	800	1.5%
County of Los Angeles, Internal Services Dept.	712	1.3%
Lakewood Health Center	314	0.6%

FY 2017-2018 COMMUNITY PROFILE

TRANSIT & THE ENVIRONMENT

Downey residents and businesses divert an estimated **30,073** tons of recyclables away from landfills in 2016.

Keep Downey Beautiful program; **11** city-wide public clean-up events, **3** smart gardening / composting workshops, and **3** hazardous waste and electronic disposal round-ups per year.

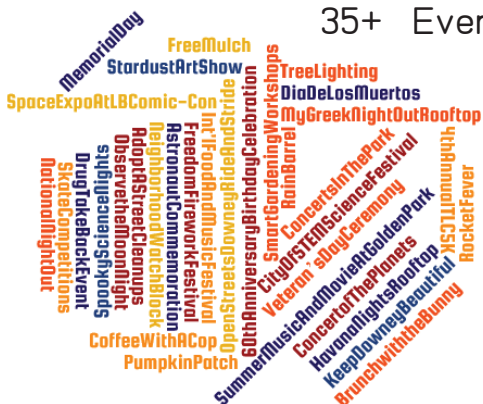
On average **15%** of full time City of Downey employees participate in ride sharing programs with **5%** commuting using low emission vehicles or non-vehicle transportation such as walking, biking or public transportation.

Weekly Farmer's Market that promotes local organic farms and goods.

Christmas tree recycling program

COMMUNITY EVENTS

35+ Events



EDUCATION

SCHOOLS IN DOWNEY

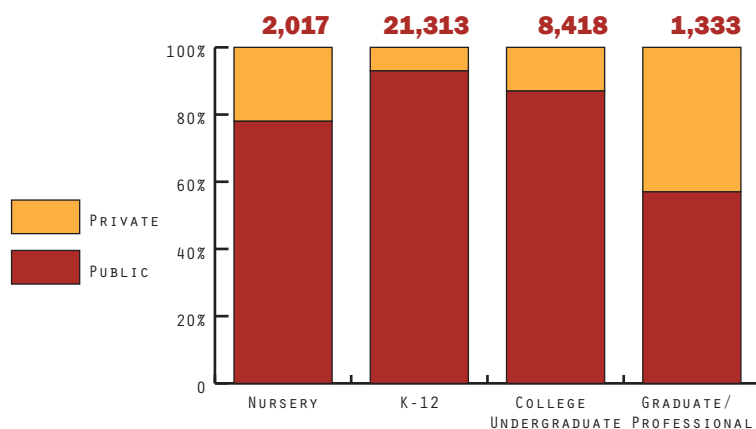
- 13** Public Elementary Schools
- 4** Public Middle Schools
- 3** Public High Schools

3 WASC - Accrediated Private Elementary/ Secondary Schools

Source: Western Association of Schools and Colleges

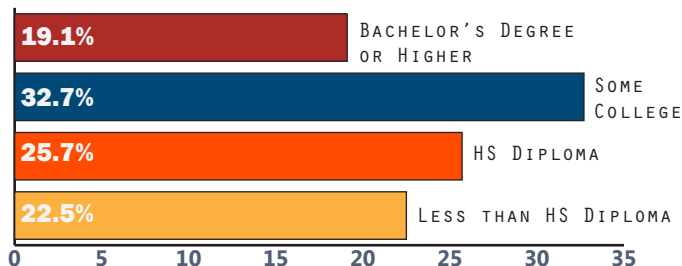
POPULATION

3+ Yrs consecutive enrollment in school: 33,081



EDUCATIONAL ATTAINMENT

Population over 25 Years of Age: 84,934



OTHER AMENITIES

- 1** Public Library **3** Hospitals **12** Parks (112.05 Acres)
- 1** Public Swimming Pool open during the summer
- 4** Summer Camps **3** Walking Trails **1** Skateboard Park
- 1** Off-leash dog park **12** Tennis Courts **11** Playgrounds
- 4** Soccer Fields **4** Outdoor Sand Volleyball Courts
- 6.5** Outdoor Basketball Courts **2** Handball Courts
- 10** Ball Diamonds **10** Picnic Shelters
- 3** Activity Rooms (Shelters & Activity Rooms are for public use)
- 1** Gymnasium; indoor basketball and volleyball courts
- 1** Community and Senior Center Facility (provides activities, meals and social services)
- 2** Golf Courses (1 City Operated and 1 County Operated)
- 2** Public Ponds **2** Access Points to bike route trail heads
- 1** Civic Theatre **1** Space Science Museum/ Learning Center
- 1** Cemetery **2** Bocce Ball Courts
- 2** middle and **9** elementary school ASPIRE after school educational program sites
- 3** STEAMWorks after school program sites - 1 Middle & 2 Elementary
- 32,017** Dial-A-Ride trips for seniors and persons with disabilities
- 128,414** Miles Traveled with **195,521** boardings on the DowneyLINK Fixed Route Transit System

COMMUNITY ENGAGEMENT

REGISTERED VOTERS

City of Downey has **58,973** registered voters

Downey has approximately **196** Neighborhood Watch Groups

Public Meeting Agendas, supporting documents, and videos of City Council Meetings are at www.downeyca.org

Source: LA County Registrar/ Recorder

