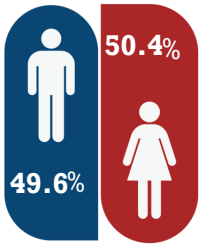


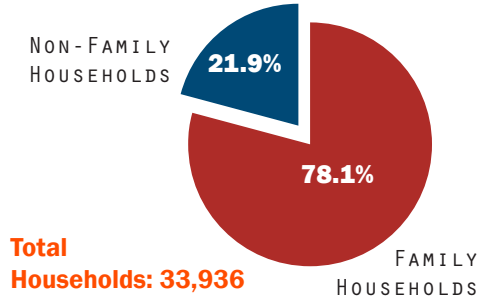
# DOWNEY POPULATION

## 113,082

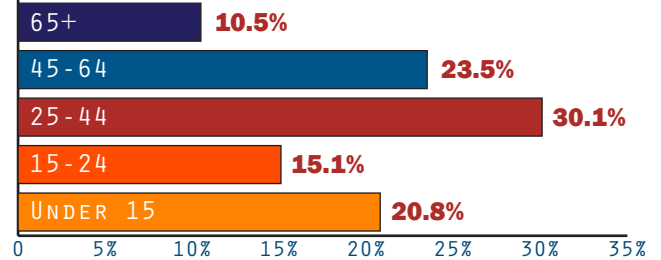
Median Age 34.4 years old



### TYPE OF HOUSEHOLDS



### AGE DISTRIBUTION

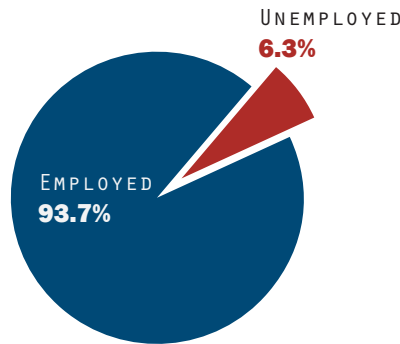


## EMPLOYMENT & ECONOMY

### EMPLOYMENT

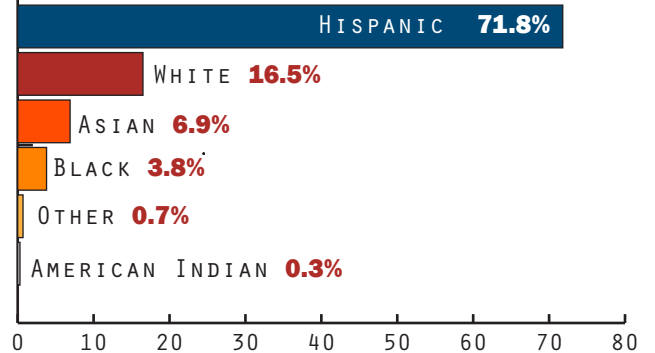
POPULATION 16 AND OLDER: 87,945

Median Household Income \$60,374

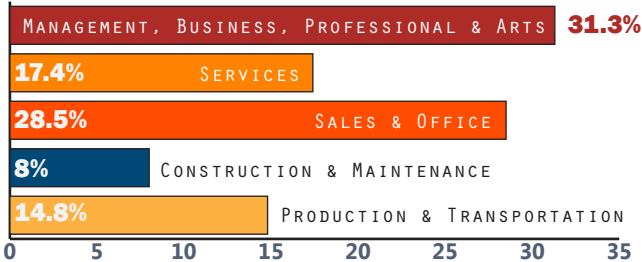


Source: Bureau of Labor Statistics  
April 2015

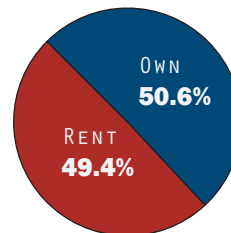
### BY ETHNICITY



## OCCUPATION



## HOUSING

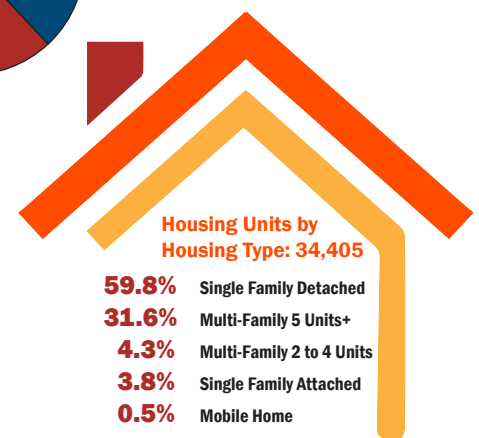


Median Existing Home Sales Price \$522,000



## LARGEST EMPLOYERS

Employer	Number of Employees	Percent of Total Employment
County of Los Angeles Office of Education	4,160	7.6%
Kaiser Permanente	3,000	5.5%
Downey Unified School District	2,000	3.7%
Stonewood Shopping Center	1,765	3.2%
PIH Health	1,400	2.6%
City of Downey	850	1.6%
Coca Cola Bottling Company	480	0.9%
Kirk xpedis	250	0.5%
United Medical Imaging	247	0.5%
United California Corporation	150	0.3%



# FY 2016-2017 COMMUNITY PROFILE

## TRANSIT & THE ENVIRONMENT

Downey residents and businesses divert an estimated **32,780** tons of recyclables away from landfills in 2015.

Keep Downey Beautiful program; **11** city-wide public clean-up events, **3** smart gardening / composting workshops, and **3** hazardous waste and electronic disposal round-ups per year.

On average **15%** of full time City of Downey employees participate in ride sharing programs with **5%** commuting using low emission vehicles or non-vehicle transportation such as walking, biking or public transportation.

Weekly Farmer's Market that promotes local organic farms and goods.

Christmas tree recycling program

## COMMUNITY EVENTS

20+ Events



## OTHER AMENITIES

- 1** Public Library **3** Hospitals **12** Parks (112.05 Acres)
- 1** Public Swimming Pool open during the summer
- 4** Summer Camps **3** Walking Trails **1** Skateboard Park
- 1** Off-leash dog park **12** Tennis Courts **10** Playgrounds
- 4** Soccer Fields **4** Outdoor Sand Volleyball Courts
- 5.5** Outdoor Basketball Courts **2** Handball Courts
- 10** Ball Diamonds **9** Picnic Shelters
- 3** Activity Rooms (Shelters & Activity Rooms are for public use)
- 1** Gymnasium; indoor basketball and volleyball courts
- 1** Community and Senior Center Facility (provides activities, meals and social services)
- 2** Golf Courses (1 City Operated and 1 County Operated)
- 2** Public Ponds **2** Access Points to bike route trail heads
- 1** Civic Theatre **1** Space Science Museum/ Learning Center
- 1** Cemetery **1** Bocce Ball Court
- 3** middle and **9** elementary school ASPIRE after school educational program sites
- 33,700** Dial-A-Ride trips for seniors and persons with disabilities
- 162,992** Miles Traveled with **212,195** boardings on the DowneyLINK Fixed Route Transit System

## EDUCATION

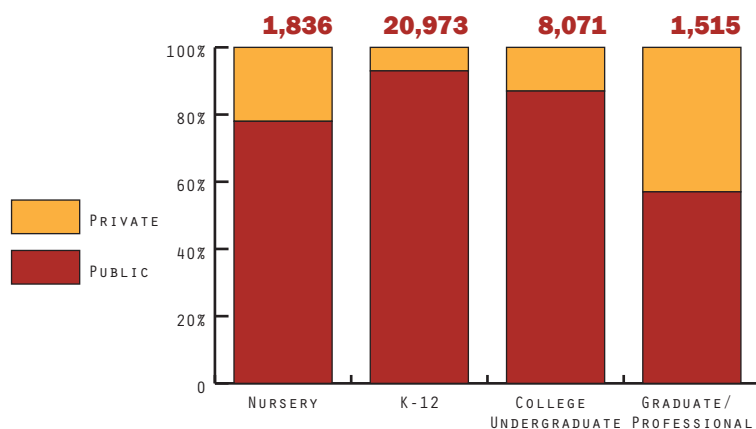
### SCHOOLS IN DOWNEY

- 13** Public Elementary Schools
- 4** Public Middle Schools
- 3** Public High Schools
- 3** WASC - Accrediated Private Elementary/ Secondary Schools

Source: Western Association of Schools and Colleges

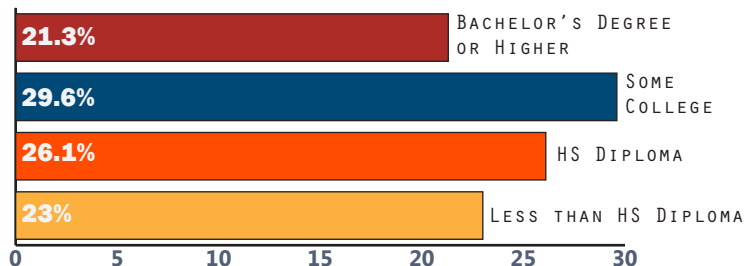
### POPULATION

**3+ Yrs consecutive enrollment in school: 32,395**



### EDUCATIONAL ATTAINMENT

**Population over 25 Years of Age: 72,377**



## COMMUNITY ENGAGEMENT

### REGISTERED VOTERS

**City of Downey has 54,850 registered voters**

Downey has approximately **187** Neighborhood Watch Groups

Public Meeting Agendas, supporting documents, and videos of City Council Meetings are at [www.downeyca.org](http://www.downeyca.org)

Source: LA County Registrar/ Recorder

